

Altamont Creek Elementary School

**2022-2023 School Accountability Report Card
(Published During the 2023-2024 School Year)**

General Information about the School Accountability Report Card (SARC)

SARC Overview




About this School


2022-23 Student Enrollment by Grade Level

| Grade Level | Number of Students |
|--------------|--------------------|
| Kindergarten | |
| Grade 1 | |
| Grade 2 | |
| Grade 3 | |
| Grade 4 | |
| Grade 5 | |

Teachers Without Credentials and Misassignments (considered “ineffective” under ESSA)

| Authorization/Assignment | 2020-21 | 2021-22 |
|----------------------------|---------|---------|
| Permits and Waivers | | |
| Misassignments | | |
| Vacant Positions | | |
| | | |





School Facility Conditions and Planned Improvements

| | | | | |
|--|--|--|--|--|
| | | | | |
|--|--|--|--|--|

Overall Facility Rate

| Exemplary | Good | Fair | Poor |
|-----------|------|------|------|
| | | | |

B. Pupil Outcomes

State Priority: Pupil Achievement


Statewide Assessments

Smarter Balanced Summative Assessments and CAAs for ELA

Smarter Balanced Summative Assessments and CAAs for mathematics

California Science Test (CAST) and CAAs for Science

College and Career Ready



2022-23 Elementary Average Class Size and Class Size Distribution

| | Average Class Size | Number of Classes with 1-20 Students | Number of Classes with 21-32 Students | Number of Classes with 33+ Students |
|----------|---------------------------|---|--|--|
| K | | | | |

